

# GT1™ LED Countdown Pedestrian Signals

16 x 18 inch



## Excellent Appearance & Visibility

- Robust LED system design enables high luminous intensity over product life cycle
- Efficient optical system minimizes power consumption while providing excellent uniformity and viewing angles
- New! Single piece transparent front window with internal masking to prevent:
  - countdown and icons display from being readily visible when not in operation
  - scratches and abrasions compared with external silk screen technology
- Bright and clear icons
- New or retrofit use
- Fully uniform look

## Outstanding Reliability & Robust Operation

- Internal conflict monitor preventing walk and don't walk indications to light up at the same time
- Individual power supply drives each display to ensure proper indication
- Over-molded electrical connectors providing moisture and dust protection

## Meets Rigorous Certification & Testing Standards

- Intertek ETL Verified compliant
- EPACT 2005 compliant
- Using MIL-STD-810F and NEMA 250-1991 Type 4 for environmental robustness, passed reliability and qualification testing including high temperature, high humidity cycling (HTHH for 1,000 hours)
- Designed to meet Caltrans Draft Specifications dated Dec. 2008
- Production quality compliant to GE Six Sigma requirements
- Compliant (for Full Hand/Full Person) with the ITE PTCSI LED Signal Modules - Draft version dated Feb. 2009



imagination at work

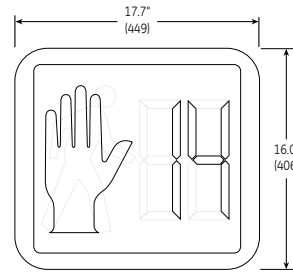
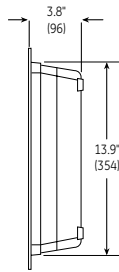
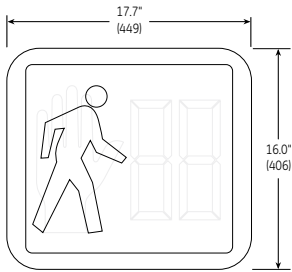


The Greatest Signals Stand the Test of Time.™

# GT1™ LED Pedestrian Signals

- 16 x 18 inch module

## Mechanical Outline Dimensions in inches. (mm) indicates metric equivalent



## Design Compliance

Test type	Compliance
Luminous intensity, Uniformity & Viewing Angles	A: ITE PTCSI LED Signal Modules Draft version of Feb. 2009 B: Caltrans Specifications Draft version of Dec. 2008
Chromaticity	ITE PTCSI LED Signal Modules Draft version of Feb. 2009
Moisture Resistance	MIL-STD-810F Procedure 1, Rain & Blowing Rain
Mechanical Vibration	MIL-STD-883 Test Method 2007
Electronic Noise	FCC Title 47 Sec 15 Sub. B <sup>1</sup>
Transient Voltage Protection	Sec. 2.1.6 NEMA TS 2-2003 Sec. 2.1.8 NEMA TS 2-2003
Controller Compatibility	NEMA TS-2-2003
Transient Suppression	Sec. 8.2 IEC 1000-4-5 & Sec. 6.1.2 ANSI/IEEE C62.41.2 - 2002, 3KV, 2 Ω Sec. 8.0 IEC 1000-4-12 & Sec. 6.1.1 ANSI/IEEE C62.41.2 - 2002, 6KV, 30 Ω
Wiring	NFPA 70, National Electric Code
Digits	MUTCD 2003, Section 4E.07, Countdown Numbers Minimum 9" Height & 7" Width

## Operating Specifications

Parameter	Rating
Operating Temperature Range*	-40 to +74°C (-40 to +165°F)
Operating Voltage Range	80 to 135 V (60Hz AC)
Power Factor (PF)	> 90 %
Total Harmonic Distortion (THD)	< 20 %
Voltage Turn-Off (VTO)	35 V
Start-up Time	< 75msec
Lens & Shell Material	UV Stabilized Polycarbonate
Wiring	16 AWG, Color Coded with Strain Relief
LED Color	Hand: Portland Orange Person: Lunar White
Default Mode	Hand only

\* Performed in compliance with ITE test method described in the technical notes

Distributed by:

## Product Information

Model Number	Dimensions		Symbol		AC Voltage Nominal	Power (W)			Beam Pattern Degrees	Minimum Luminous Intensity Cd/m <sup>2</sup>	
	Dimensions	Layout	Hand	Person		Hand	Person	Countdown		Hand/Digit	Person
PS7-CFF1-26A-J <sup>3,4</sup>	16 x 18 in	Overlay Countdown	Full	Full	120V - 60Hz	11	8	6	26	1400	2200
PS7-CFF1-46A-J <sup>2,4</sup>	16 x 18 in		Full	Full	120V - 60Hz	11	8	9	18	3750	5300

<sup>1</sup> Class A

<sup>2</sup> Caltrans Photometric Requirement Specifications - Draft version of Dec. 2008

<sup>3</sup> ITE PTCSI LED Signal Modules - Draft version of Feb. 2009

<sup>4</sup> Full MUTCD Compliance

Test Condition : T<sub>a</sub> = 25 °C. All values are design or typical values when measured under laboratory conditions



GE Lighting Solutions • **1-888-MY-GE-LED** • [www.gelightingsolutions.com](http://www.gelightingsolutions.com)  
1 - 8 8 8 - 6 9 - 4 3 - 5 3 3

GE Lighting Solutions is a subsidiary of the General Electric Company. GT1 is a trademark of GE Lighting Solutions. The GE brand and logo are trademarks of the General Electric Company. © 2011 GE Lighting Solutions. Information provided is subject to change without notice. All values are design or typical values when measured under laboratory conditions.